

Firmware version 1.48

1 Upgrade note

After the update, the terminal will have only one IP interface.

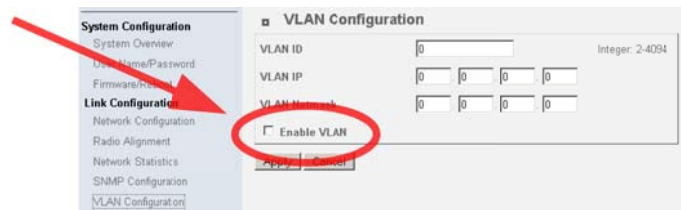
If the VLAN configuration was enabled before the update, the terminal will be accessible under the corresponding VLAN and corresponding VLAN IP address after the update.

If the VLAN configuration was disabled before the update, the terminal will be accessible under the same IP address after the update.

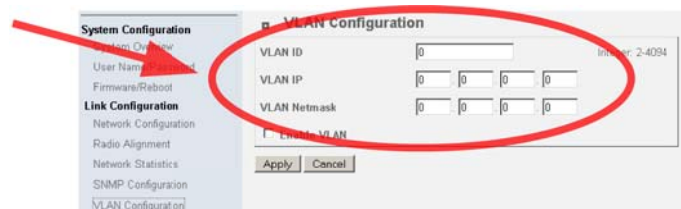
Please follow the upgrade instructions below.

2 Upgrade instructions

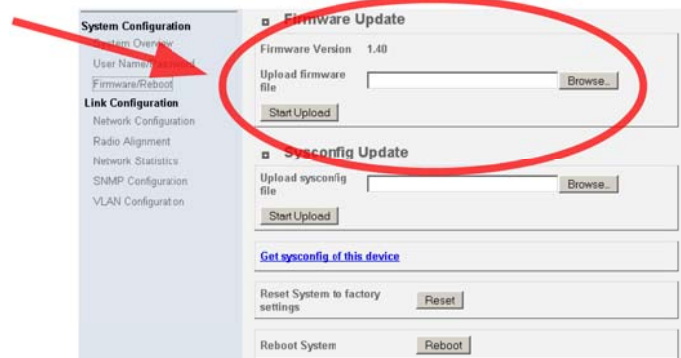
- a) If you have disabled the VLAN configuration, go to **c)**, otherwise proceed with **b)**



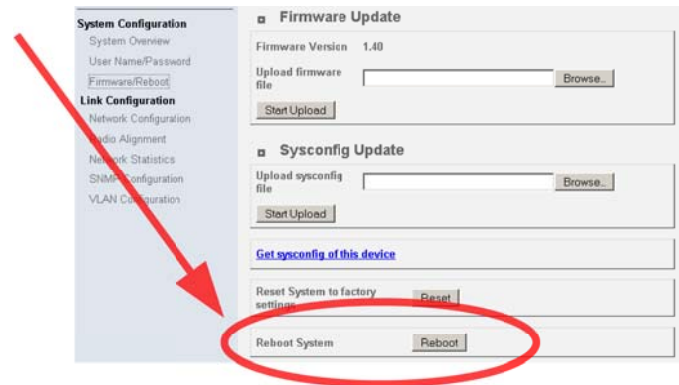
- b) Make sure you have access to the terminals through the VLAN (according your settings in the VLAN configuration menu)



- c) Upload firmware file
HSSL60FIRMWARE0007cf881.48467E
on both terminals



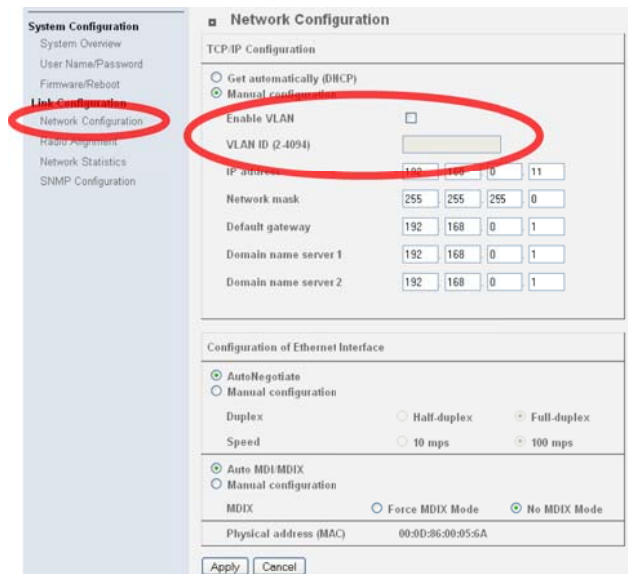
d) Restart the terminals



e) End

3 VLAN settings in firmware version 1.48

In firmware version 1.48, the VLAN settings have moved to the network configuration page.



WAIVER

It is exclusively in written agreements that we provide our customers with warrants and representations as to the technical specifications and/or the fitness for any particular purpose. The facts and figures contained herein are carefully compiled to the best of our knowledge, but they are intended for general informational purposes only.

HUBER+SUHNER AG
RF Technology
CH-9100 Herisau / Switzerland
Tel. +41 (0)71 353 41 11
Fax +41 (0)71 353 45 90
www.hubersuhner.com